

JEFF LANDRY
GOVERNOR



KEVIN J. DELAHOUSAYE
LHC EXECUTIVE DIRECTOR

Louisiana Housing Corporation

The following resolution was offered by Board Member Brandon O. Williams and seconded by Board Chairwoman Wendy D. Gentry:

RESOLUTION

Resolution adopting the LHC Operating Budget for the Fiscal Year Ending June 30, 2026 (labeled "Exhibit A", entitled "Louisiana Housing Corporation Fiscal Year Ending June 30, 2026 Operating Budget"); and providing for other matters in connection therewith.

WHEREAS, the Louisiana Housing Corporation ("LHC" or Corporation") was created by and pursuant to the Louisiana Housing Corporation Act contained in Chapter 3-G of the Louisiana Revised Statutes of 1950, as amended (R.S. 40:600.86 through R.S. 40:600.111); and

WHEREAS, the LHC, as authorized by the State of Louisiana, shall establish its own operating budget.

NOW THEREFORE, BE IT RESOLVED by the Board of Directors (the "Board") of the Louisiana Housing Corporation, acting as the governing authority of said Corporation, that:

SECTION 1. The Louisiana Housing Corporation adopts the Operating Budget for the Fiscal Year Ending June 30, 2026 (labeled as Exhibit A, entitled "Louisiana Housing Corporation Fiscal Year Ending June 30, 2026 Operating Budget").

SECTION 2. The LHC staff and counsel are authorized and directed to prepare such documents and agreements as may be necessary to implement the Louisiana Housing Corporation Fiscal Year Ending June 30, 2026 Operating Budget.

SECTION 4. The LHC is hereby authorized, empowered, and directed the ability as may be necessary to create, change, amend, and revise any existing documents and/or commitments to the Louisiana Housing Corporation Fiscal Year Ending June 30, 2026 Operating Budget, the terms of which are to be consistent with the provisions of this resolution.

SECTION 5. The Chairman, Vice-Chairman, Executive Director, and/or Secretary of the LHC are hereby authorized, empowered, and directed to execute any forms and/or documents required to be executed on behalf of and in the name of the LHC, the terms of which are to be consistent with the provisions of this resolution.

This resolution having been submitted to a vote, the vote thereon was as follows:


YEAS: Wendy D. Gentry, Tonya P. Mabry, Official Designee Renee' Free Fontenot obo La. State Treasurer John Fleming, Sarah E. Collier, Steven J. Hattier, Chance Miller, Lance M. Ned, Willie Rack, Jennifer Vidrine, Brandon O. Williams, Richard A. Winder.


NAYS: None.

ABSTAIN: None.

ABSENT: Alfred E. Harrell, III.

And the resolution was declared adopted on this, the 10th day of September 2025.


Wendy D. Gentry, Chairwoman


Barry E. Brooks, Secretary

STATE OF LOUISIANA

PARISH OF EAST BATON ROUGE

I, the undersigned Secretary of the Board of Directors of the Louisiana Housing Corporation (the "Board"), do hereby certify that the foregoing two (2) pages constitute a true and correct copy of a resolution adopted by said LHC Board on September 10, 2025 entitled: "Resolution adopting the LHC Operating Budget for the Fiscal Year Ending June 30, 2026 (labeled "Exhibit A", entitled "Louisiana Housing Corporation Fiscal Year Ending June 30, 2026 Operating Budget"); and providing for other matters in connection therewith."

IN FAITH WHEREOF, witness my official signature and the impress of the official seal of the Corporation on this, the 10th day of September 2025.




Barry E. Brooks, Secretary

(SEAL)

Louisiana Housing Corporation
 Operating Budget - FY 25/26

	FY 2025-26 Budget Request	ACCOUNTING	ASSET MGT	BOARD	COMM DEV BLOCK GRANT	COMPLIANCE	DISASTER RECOVERY	ENERGY	ENVIRONMENTAL & LABOR COMPLIANCE	EXECUTIVE ADMIN	EXECUTIVE COUNSEL
Operating Income											
Home/Nat'l Hsg Trust Fund Program & Agency Admin Fees	1,500,000	-	-	-	1,500,000	-	-	-	-	-	-
Homelessness Solutions	988,984	-	-	-	-	-	-	-	-	-	-
HUD Disposition Program Income/Rental Properties	1,000,000	-	1,000,000	-	-	-	-	-	-	-	-
Rental Assistance (LHA) - Supportive Housing	1,183,637	-	-	-	-	-	-	-	-	-	-
Compliance Monitoring - LIHTC Recipients	500,000	-	-	-	-	500,000	-	-	-	-	-
Housing Development - LIHTC Fees, M2M & Risk Sharing	2,123,100	-	-	-	2,123,100	-	-	-	-	-	-
Housing Development - Issuer Fees and MRB Application Fees	724,000	-	-	-	724,000	-	-	-	-	-	-
Energy Programs (LIHEAP, LIHWAP, BILWAP, WAP)	1,323,264	-	-	-	-	-	-	1,323,264	-	-	-
Perf-Based Section 8 Contract Administration	4,047,912	-	-	-	-	-	-	-	-	-	-
Homeownership - Homebuyer Counseling Programs	58,400	-	-	-	-	-	-	-	-	-	-
Homeownership - Bond Deal Income	1,261,000	-	-	-	-	-	-	-	-	-	-
Disaster Housing Programs - Administrative Fees	4,153,068	-	-	-	1,268,567	-	2,674,823	-	-	-	-
Miscellaneous Income	75,945	2,500	-	-	-	3,400	-	-	-	69,045	-
Total Operating Income	18,939,310	2,500	1,000,000	-	5,615,667	503,400	2,674,823	1,323,264	-	69,045	-
Operating Expenses											
Human Resources	13,723,801	1,216,800	417,494	7,105	1,078,157	1,306,166	476,521	980,608	336,737	2,040,935	477,887
Travel & Training	257,796	-	5,500	30,000	39,919	48,000	8,000	25,590	-	44,500	1,500
Operating Services	1,253,853	67,607	1,500	-	37,668	11,300	19,086	174,789	51,548	618	14,300
Building Expenses	577,307	-	-	-	-	-	-	-	-	-	-
Supplies	122,340	1,500	1,000	18,100	3,150	7,000	1,300	5,050	100	13,500	1,500
Auditing	270,240	246,490	-	-	-	-	-	-	-	-	-
Legal Services	51,500	-	-	-	-	-	-	-	-	-	50,000
Professional Services	2,209,017	4,427	325,305	6,000	843,350	-	452,601	3,000	104,000	-	-
Total Operating Expenses	18,465,854	1,536,824	750,799	61,205	2,002,244	1,372,466	957,508	1,189,037	492,385	2,099,553	545,187
Income/(Loss) from Operations	473,456	(1,534,324)	249,201	(61,205)	3,613,422	(869,066)	1,717,315	134,227	(492,385)	(2,030,508)	(545,187)
Capital Expenditures	-	-	-	-	-	-	-	-	-	-	-
Income/(Loss) from Operating including Capital Expenditures	473,456	(1,534,324)	249,201	(61,205)	3,613,422	(869,066)	1,717,315	134,227	(492,385)	(2,030,508)	(545,187)
Transfer from Reserves	-	-	-	-	-	-	-	-	-	-	-
Net Income/(Loss) after Transfers from Reserves	473,456	(1,534,324)	249,201	(61,205)	3,613,422	(869,066)	1,717,315	134,227	(492,385)	(2,030,508)	(545,187)
Full-Time Employees	116.0	10.0	3.0	-	10.0	13.0	4.0	9.0	3.0	10.0	3.0



Louisiana Housing Corporation

Operating Budget - FY 25/26

	HOMELESS SOLUTIONS	HOMEOWNERSHIP	HUMAN RESOURCES	INTERNAL AUDIT	OPERATIONS ADMIN	POLICY	PUBLIC AFFAIRS	RENTAL ASST (LHA)	SECTION 8 CONTR ADMIN	TECHNOLOGY SERVICES	WAP TRAINING CTR
Operating Income											
Home/Nat'l Hsg Trust Fund Program & Agency Admin Fees	-	-	-	-	-	-	-	-	-	-	-
Homelessness Solutions	988,984	-	-	-	-	-	-	-	-	-	-
HUD Disposition Program Income/Rental Properties	-	-	-	-	-	-	-	-	-	-	-
Rental Assistance (LHA) - Supportive Housing	-	-	-	-	-	-	-	1,183,637	-	-	-
Compliance Monitoring - LIHTC Recipients	-	-	-	-	-	-	-	-	-	-	-
Housing Development - LIHTC Fees, M2M & Risk Sharing	-	-	-	-	-	-	-	-	-	-	-
Housing Development - Issuer Fees and MRB Application Fees	-	-	-	-	-	-	-	-	-	-	-
Energy Programs (LIHEAP, LIHWAP, BILWAP, WAP)	-	-	-	-	-	-	-	-	-	-	-
Perf-Based Section 8 Contract Administration	-	-	-	-	-	-	-	-	4,047,912	-	-
Homeownership - Homebuyer Counseling Programs	-	58,400	-	-	-	-	-	-	-	-	-
Homeownership - Bond Deal Income	-	1,261,000	-	-	-	-	-	-	-	-	-
Disaster Housing Programs - Administrative Fees	122,423	87,255	-	-	-	-	-	-	-	-	-
Miscellaneous Income	-	-	-	-	1,000	-	-	-	-	-	-
Total Operating Income	1,111,407	1,406,655	-	-	1,000	-	-	1,183,637	4,047,912	-	-
Operating Expenses											
Human Resources	991,158	875,537	488,352	523,670	194,531	254,124	94,832	945,493	255,195	762,696	-
Travel & Training	25,000	-	8,772	1,000	-	1,150	600	11,645	6,620	-	-
Operating Services	4,326	1,945	2,085	3,010	68,745	9,975	46,650	55,995	330	682,376	-
Building Expenses	-	-	-	-	577,307	-	-	-	-	-	-
Supplies	8,550	4,900	10,550	1,500	38,230	300	250	2,610	2,750	500	-
Auditing	-	-	-	-	-	-	-	23,750	-	-	-
Legal Services	-	-	1,500	-	-	-	-	-	-	-	-
Professional Services	130,430	35,745	120,436	20,000	3,000	85,000	43,000	10,973	11,750	10,000	-
Total Operating Expenses	1,159,464	918,127	631,695	549,180	881,813	350,549	185,132	1,050,466	276,645	1,455,572	-
Income/(Loss) from Operations	(48,056)	488,527	(631,695)	(549,180)	(880,813)	(350,549)	(185,132)	133,170	3,771,267	(1,455,572)	-
Capital Expenditures	-	-	-	-	-	-	-	-	-	-	-
Income/(Loss) from Operating Including Capital Expenditures	(48,056)	488,527	(631,695)	(549,180)	(880,813)	(350,549)	(185,132)	133,170	3,771,267	(1,455,572)	-
Transfer from Reserves	-	-	-	-	-	-	-	-	-	-	-
Net Income/(Loss) after Transfers from Reserves	(48,056)	488,527	(631,695)	(549,180)	(880,813)	(350,549)	(185,132)	133,170	3,771,267	(1,455,572)	-
Full-Time Employees	9.0	9.0	4.0	4.0	3.0	2.0	1.0	10.0	3.0	6.0	-